



Modular Raised Garden Bed

Watering Kit included



Dimensions: 900mm x 900mm x 150mm

Installation Instructions

HOLMAN

Modular Raised Garden Bed
With Watering Kit (not fitted)

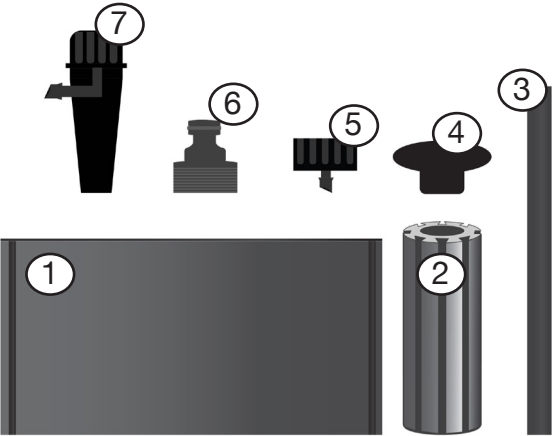
Product Code: RGB0909



For more information
regarding this product,
please scan the QR
code with your mobile
device



HOLMAN Raised Garden Bed GLOSSARY

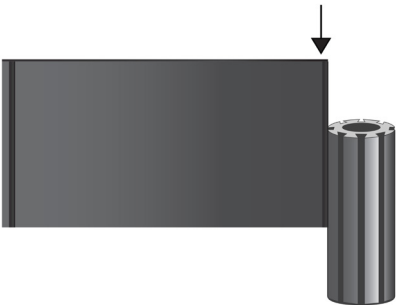


Raised Garden Bed Contents List:

- 1) 4x Raised Garden Bed Side Panels
- 2) 4x Pillars
- 3) 1x 4mm x 0.9m poly tube
- 4) 4x Caps
- 5) 1x Drip Faucet
- 6) 1x Screw in Snap on Adaptor
- 7) 1x Twista spray nozzle

Installation

1) “Location” is as important in growing plants in a raised garden bed. Depending on the type of plants and the amount of sun light exposure required.




2) Slot the panels in the pillars with the tongue facing up.

HOLMAN Raised Garden Bed Installation



3) Install the caps on top of the pillars.

4) Fill the Raised Garden Bed with potting mix and plant your herbs, flowers or vegetables.



Take advantage of the unlimited options of connecting multiple raised garden bed kits easily together and extent your garden. Simply slide another panel into the existing module.

Irrigation

- 1) Attach the 4mm poly pipe to the Twista Spray.
- 2) Attach the drip faucet to the other end of the poly pipe.
- 3) Lie down the poly pipe in your garden bed.
- 4) Screw on the snap on adaptor to the drip faucet and connect your garden hose.

For automatic watering attach a HOLMAN Tap Timer.

HOLMAN

Modular Raised Garden Bed Watering Kit included



Should you have any questions about this product or its operation please telephone our customer service helpline on 1300 716 188.

HOLMAN offer a 1 year replacement warranty from the original date of purchase.

HOLMAN offer no guarantee or compensation for subsequent damage or waste of water.

It is the responsibility of the user to check that the product is always operating satisfactorily.

To claim warranty the product **MUST** be returned with a copy of the original receipt.

We will honour all statutory guarantees that this product is of acceptable quality (including that it is fit for purpose). Product images may change without notice.



HOLMAN INDUSTRIES

11 Walters Drive,

Osborne Park,

Western Australia 6017.

Tel: +61 8 9416 9999 Fax: +61 8 9416 9920

Web: www.holmanindustries.com.au